

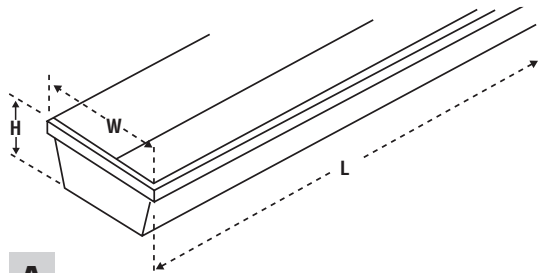


Vapor Proof Lens Styles: Identification & Ordering Guide

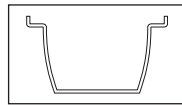
1. Identify the style of vapor proof lens you have. Indicate whether it is style A,B,C,or D.
2. Measure accurately length, width, etc. at the points shown on the chart for your style lens.
- **3. Indicate material color. _____
4. Indicate quantity required.
5. Are latches needed? How many?



Copy this page BEFORE filling in the information, and then fax back to us:

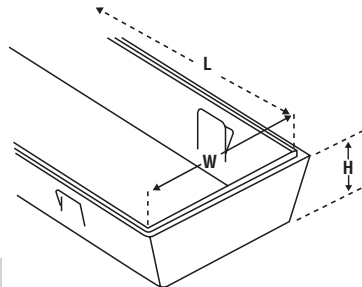


A

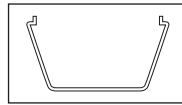


Flanged Lip Style "A"

____ x ____
Length x Width x Depth

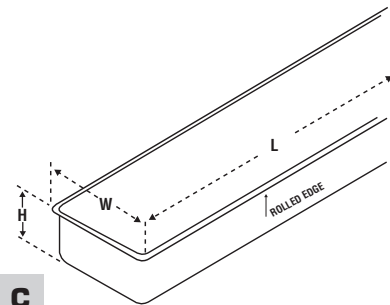


B

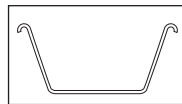


Latch Indent Style "B"

____ x ____
Length x Width x Depth



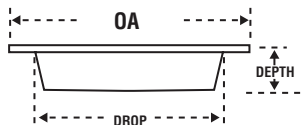
C



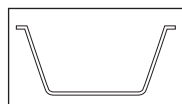
Curled Lip Style "C"

____ x ____
Length x Width x Depth

Note: When measuring width, please measure near the ends of the part for the most accurate measurement.



D



Style "D"

____ x ____ x ____ x ____ x ____
Length x Width x Depth Drop(W) Drop(L)